



KANSAS
Rural Justice
Initiative

*Examining unmet legal needs
across rural Kansas.*

Rural Justice Initiative

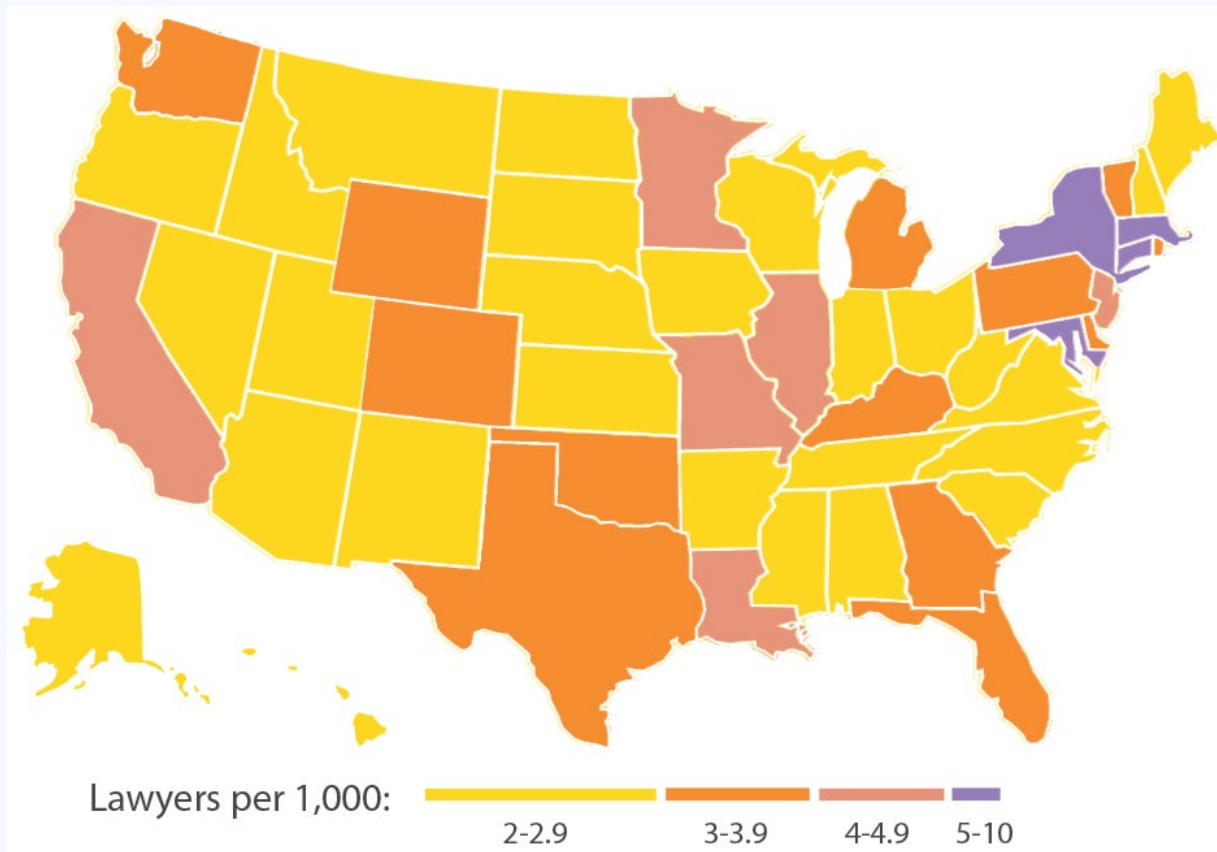
Kansas Attorney Data Profile

Laurel Klein Searles

December 1, 2022

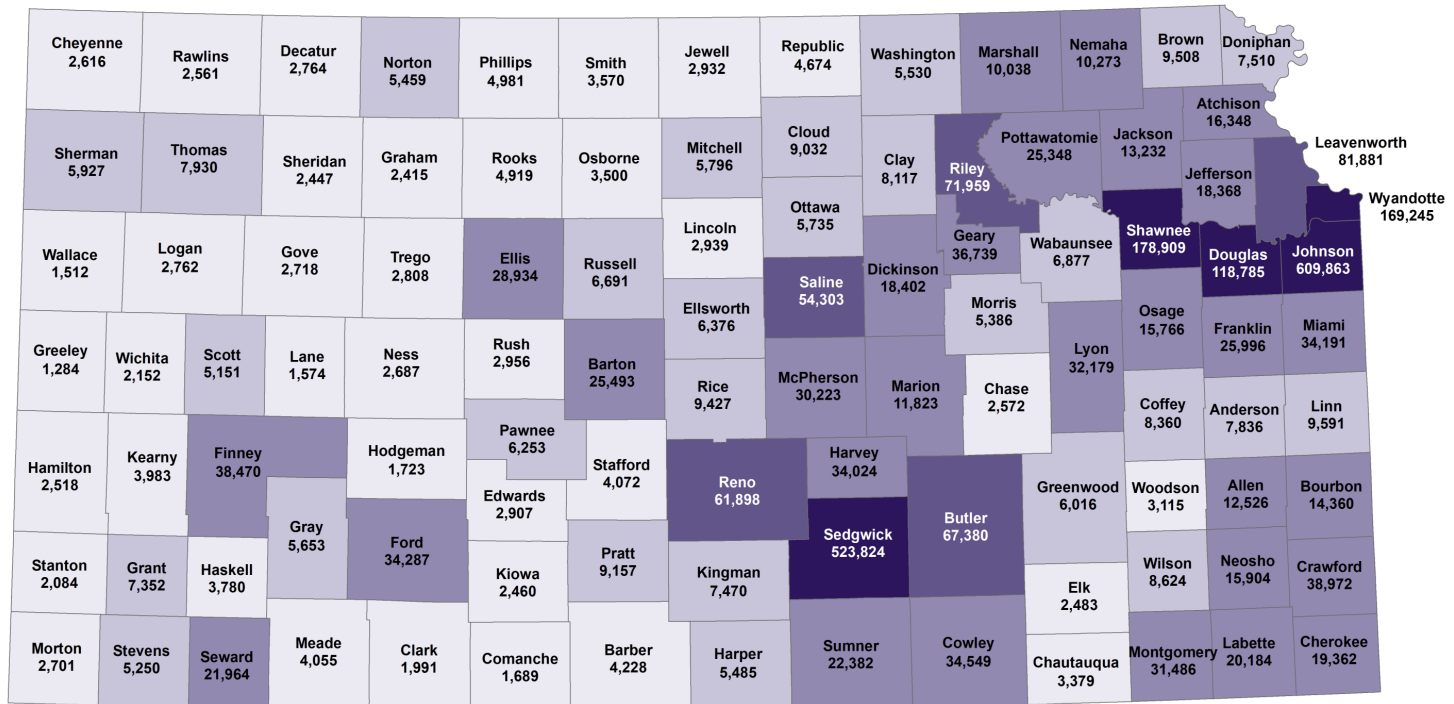


National Landscape



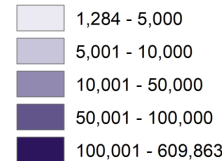


Kansas population by county



Source: Institute for Policy & Social Research, The University of Kansas; data from the U.S. Census Bureau.

Population

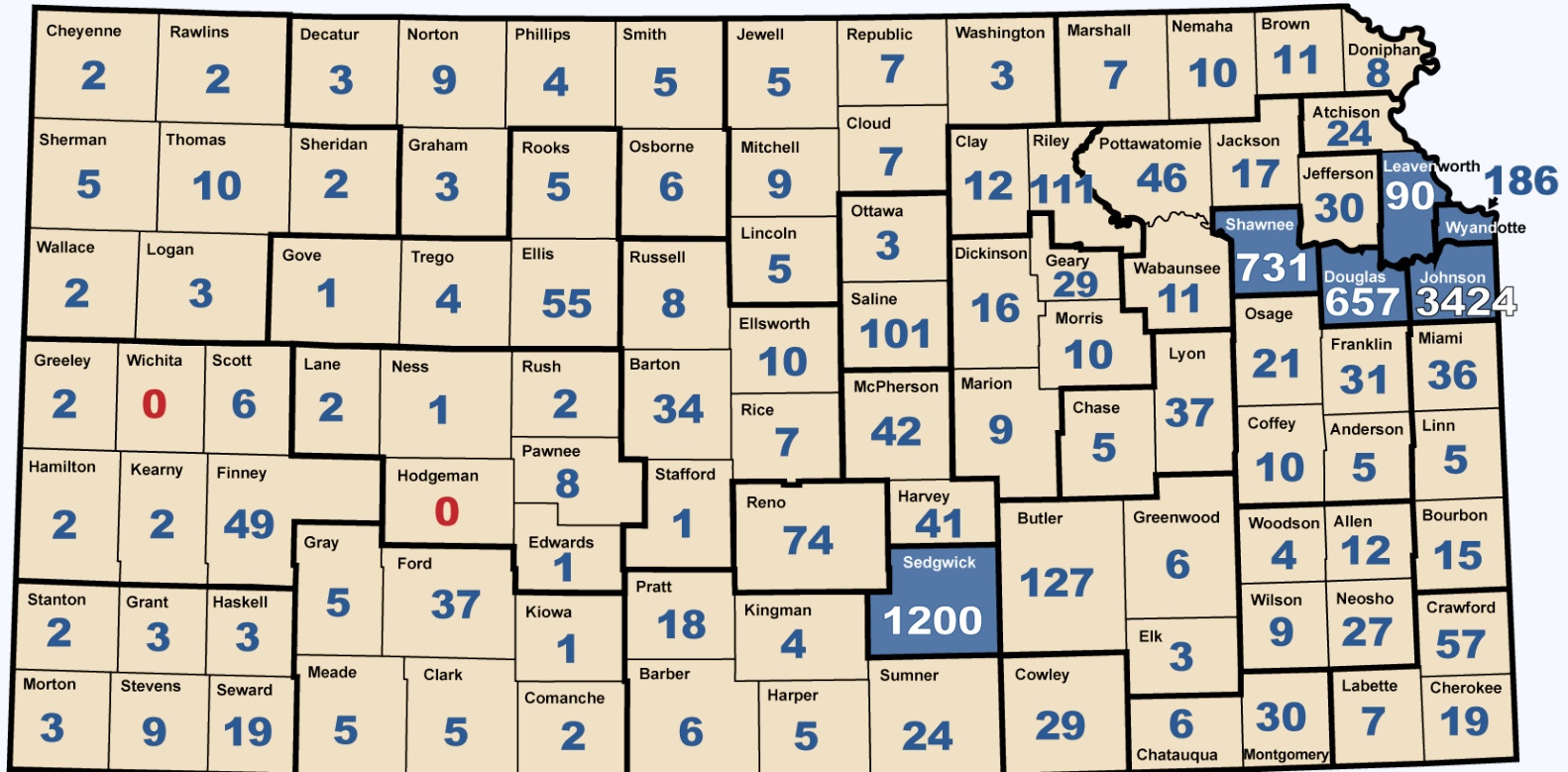


State: 2,937,880

April 21, 2020



Active attorneys by county



Counties grouped
by judicial district

Rural counties

Urban counties



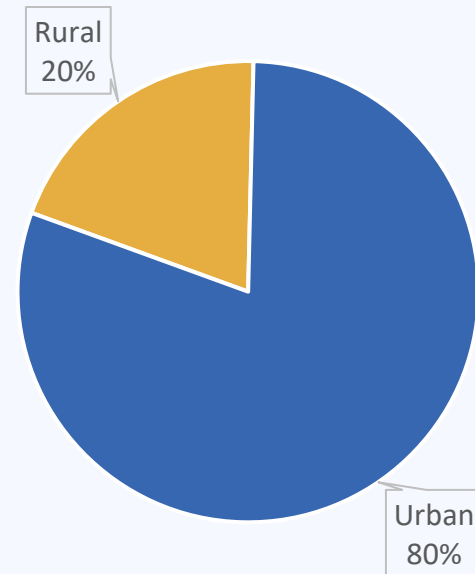
Population and attorney distribution

Kansas Population



■ Urban ■ Rural

Active Attorneys
Living in Kansas



■ Rural ■ Urban



Population	Ratio of Attorneys to Population
All Kansas	2 active attorneys for every 749 residents
Urban Kansas	2 active attorneys for every 535 residents
Rural Kansas	1 active attorney for every 808 residents



KANSAS Rural Justice Initiative

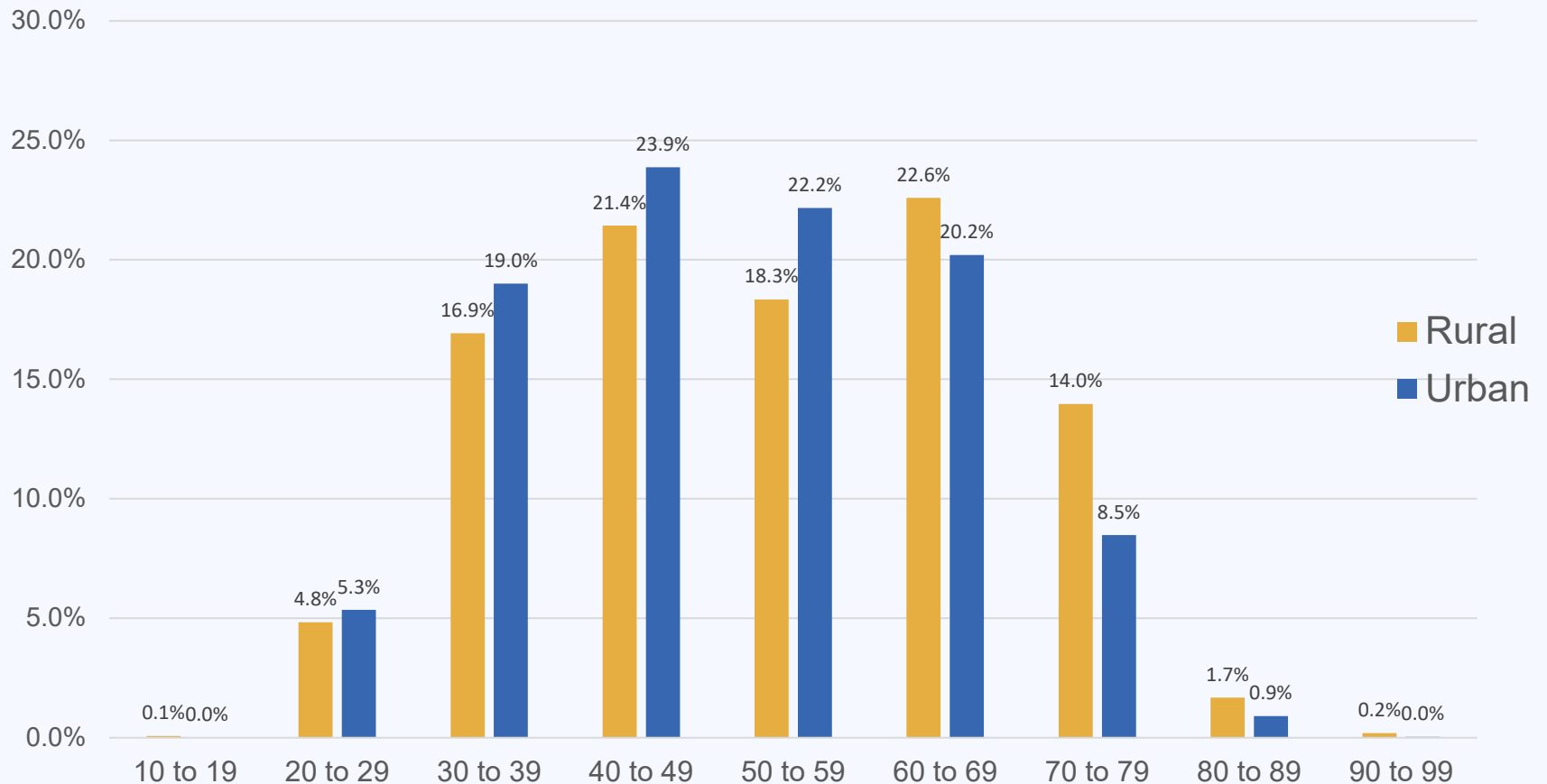
*Examining unmet legal needs
across rural Kansas.*

Judicial District	Counties in District	Attorneys in District	Residents in District	Attorney to Resident Ratio
1st	2	114	98229	1/862
2nd	4	104	63825	1/614
3rd	1	731	178909	4/979
4th	4	67	57958	1/865
5th	2	42	34751	1/827
6th	3	56	58142	1/1038
7th	1	657	118785	5/904
8th	4	64	72350	1/1130
9th	2	83	64247	1/774
10th	1	3424	609863	1/178
11th	3	83	78518	1/946
12th	6	36	30903	1/858
13th	3	136	75879	1/558
14th	2	36	34865	1/968
15th	7	26	25755	1/991

Judicial District	Counties in District	Attorneys in District	Residents in District	Attorney to Resident Ratio
16th	6	55	50135	1/912
17th	6	30	22689	1/756
18th	1	1200	523824	2/873
19th	1	29	34549	1/1191
20th	5	60	52059	1/868
21st	2	123	80076	1/651
22nd	4	36	37329	1/1036
23rd	4	65	39379	1/606
24th	6	14	18100	1/1292
25th	6	61	53558	1/878
26th	6	39	43131	1/3594
27th	1	74	61898	1/836
28th	2	104	60038	1/577
29th	1	186	169245	1/910
30th	5	57	48722	1/855
31st	4	52	40169	1/772



Kansas attorney distribution by age






Median Age of Attorneys



KANSAS
51



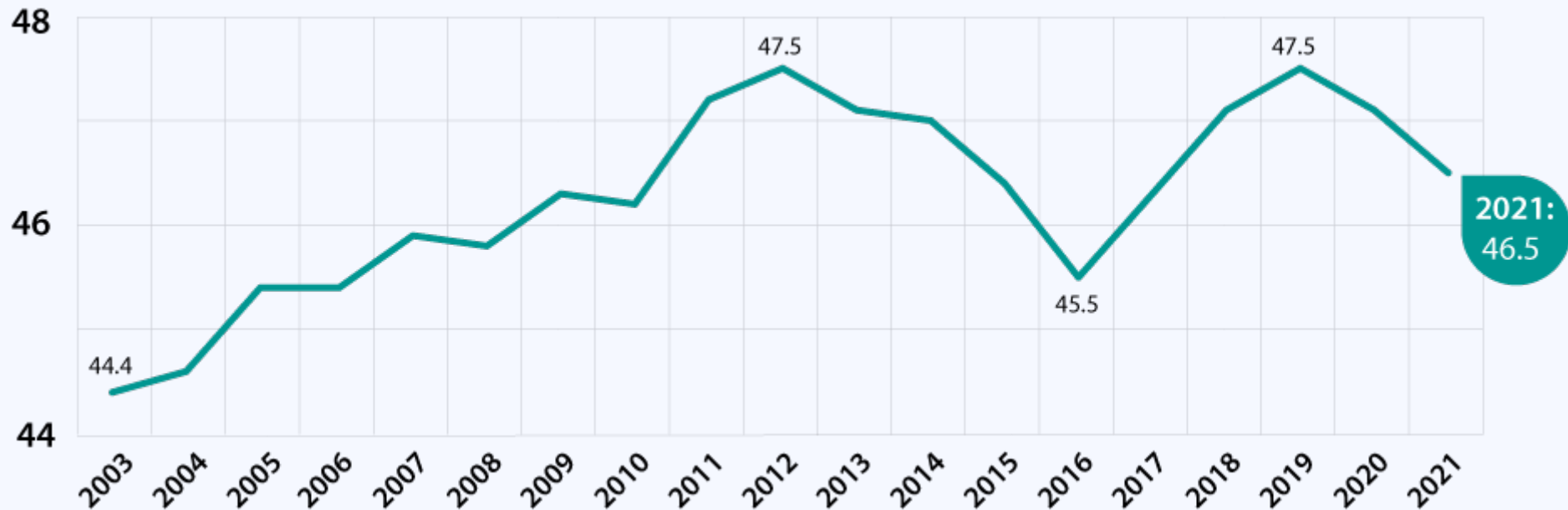
URBAN KANSAS
40



RURAL KANSAS
54



National Median Age of Attorneys





Where do we go from here?

